




# LED PANEL SERIES

**2X2PL**  
40W



## Technical Specifications

Watts: 2X2 | 40W

Size: See Reverse

Lumen Output: 3800lm

CCT: Warm White | 3000K  
Natural White | 4000K  
Cool White | 5000K

Voltage: 120-277V

Beam Angle: 140°

Qualifications: DLC | CE | ETL | RoHS

CRI: >80Ra

PF: 0.95

Lifespan: 50,000 hours



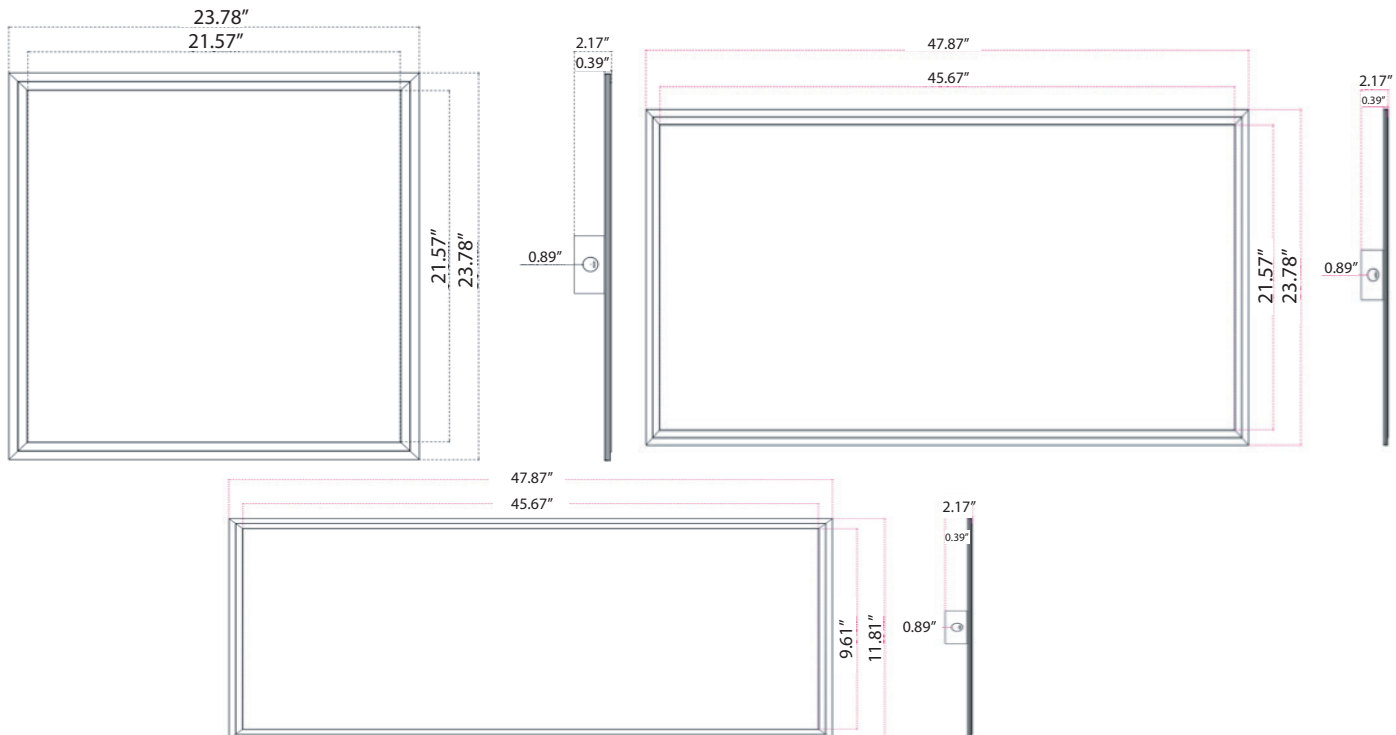
## Features

These LED Panel Lights are designed to install quickly and easily in T-bar ceiling grids or pendant. When illuminated, the side reflectors also deliver beautiful, even LED light to a wider range in the space as if they are integrated with the panel.



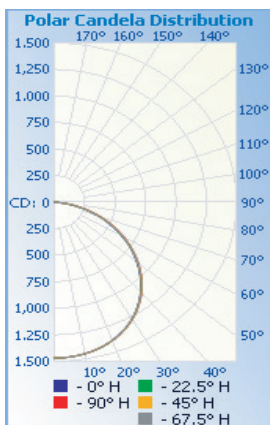
RoHS

## Dimensional Diagrams (in.)



## Isolux Diagrams

2X2PL-40 (55)



## Model Numbers

BB-2X2PL-3000-40  
BB-2X2PL-4000-40  
BB-2X2PL-5000-40