



LED SHOEBOX LIGHT SERIES



Technical Specifications

Size:	See Reverse
Watts:	300W
Lumen:	37500-42000lm
CCT:	4000K 5000K 5700K
Voltage:	100-277V
Dimmable:	No
Beam Angle:	Type 3
CRI:	>70
PF:	≥0.9
IP Rate:	IP65
Materials:	Aluminum, PC
Housing Color:	Bronze, Clear
Lifespan:	50,000 hours
Optional:	Motion Sensor, Surge Protector



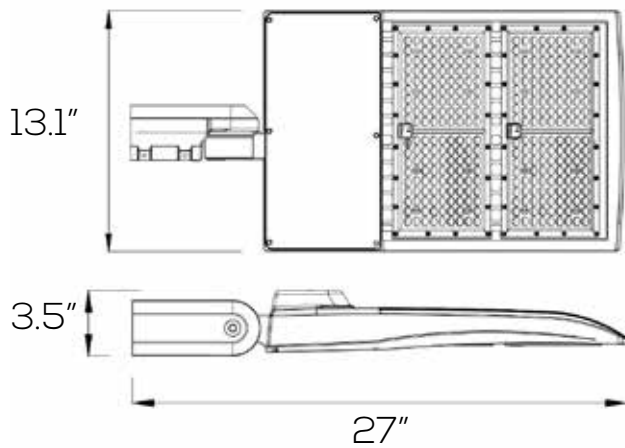
Features

LED Shoebox Lights are commonly used to replace HPS flood lights and metal halides and can provide an energy savings of up to 70%. These flood lights are safe for outdoor use and protected from rain, snow, and weak jets of water, such as sprinklers. LED Shoebox Lights are perfect for stadiums, parks, billboards, and places of worship.

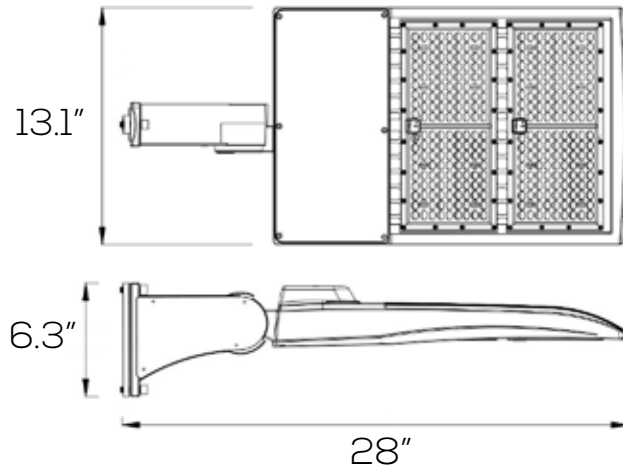


Dimensions

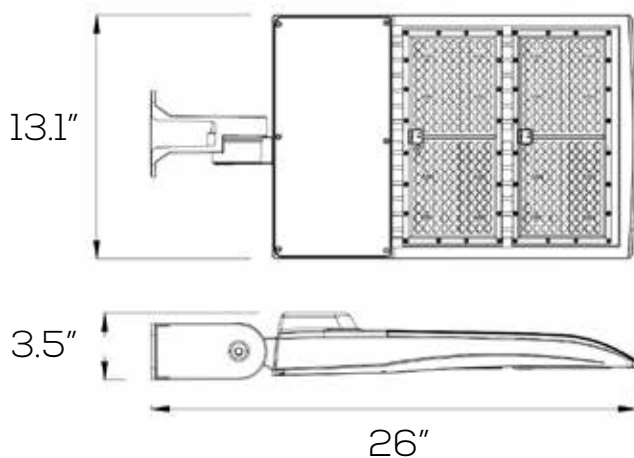
Adjustable Mount



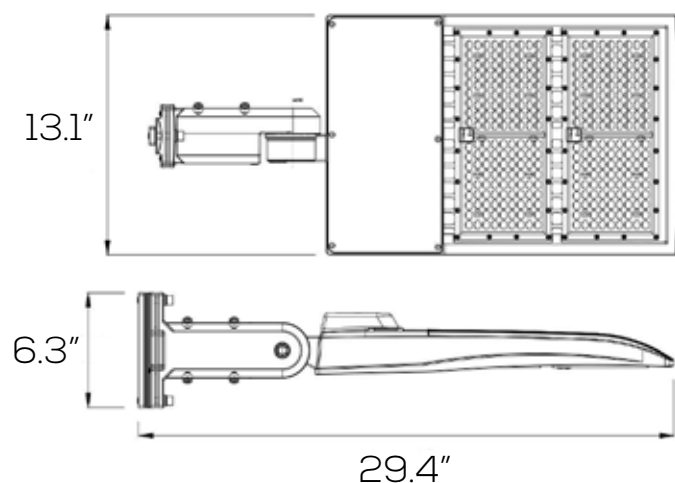
Direct Mount



Yoke Mount



Adjustable Direct Mount



Model Numbers

[BB-SB7-5700-300](#)

[BB-SB7-4000-300](#)

[BB-SB7-5000-300](#)