



LED SHOEBOX LIGHT SERIES



Technical Specifications

Size:	See Reverse
Watts:	60W 90W 120W 150W 150W-HV 185W 240W 300W
Lumen:	8700lm 13,000lm 16,000lm 19,000lm 19,000lm 18,500lm 26,945lm 31,904lm 42,260lm
CCT:	5700K
Voltage:	AC100-240V
Beam Angle:	150°/85°
CRI:	≥80
PF:	0.9
IP Rate:	IP65
Materials:	Aluminum, PC
Housing Color:	Black
Lifespan:	50,000 hours



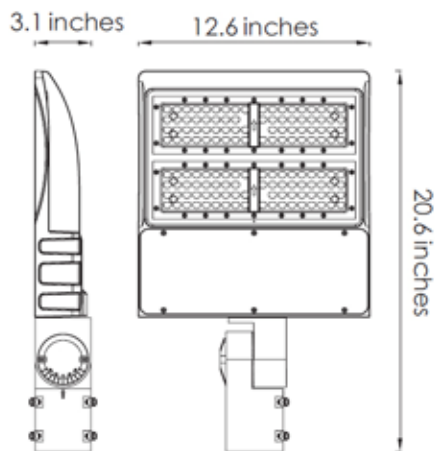
Features

LED Shoebox Lights are commonly used to replace HPS flood lights and metal halides and can provide an energy savings of up to 70%. These flood lights are safe for outdoor use and protected from rain, snow, and weak jets of water, such as sprinklers. LED Shoebox Lights are perfect for stadiums, parks, billboards, fields, street lights and more.

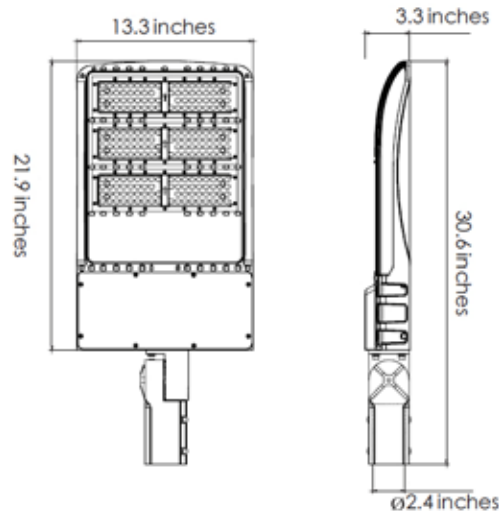


Dimensions

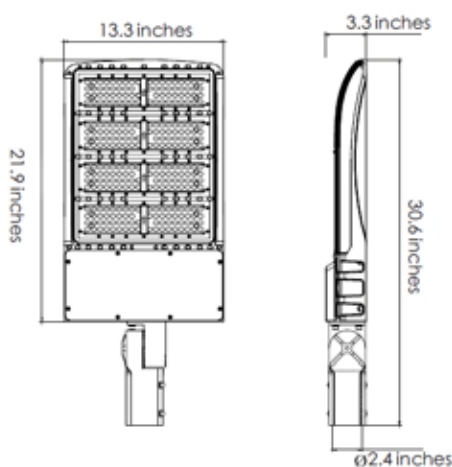
60-150W



185W



240-300W



Model Numbers

BB-SBN-5700-60	BB-SBN-5700-120	BB-SBN-5700-240
BB-SBN-5700-90	BB-SBN-5700-185	BB-SBN-5700-300