



# LED T8 TUBE LIGHT SERIES

**2T8**

10W


**4T8**

12W | 18W




## Technical Specifications

Watts:	10W   12W   18W
Size:	See Reverse
Lumen Output:	950lm   1750lm   2000lm
CCT:	Warm White   3000K Natural White   4000K Cool White   5000K   6500K
Voltage:	AC100-277V
Beam Angle:	150°
Qualifications:	UL   DLC   CE   FCC   RoHS
CRI:	>80Ra
PF:	>0.95
Lifespan:	50,000 hours
Options:	Internal Driver, Non-Dimmable Frosted or Clear Covers Available



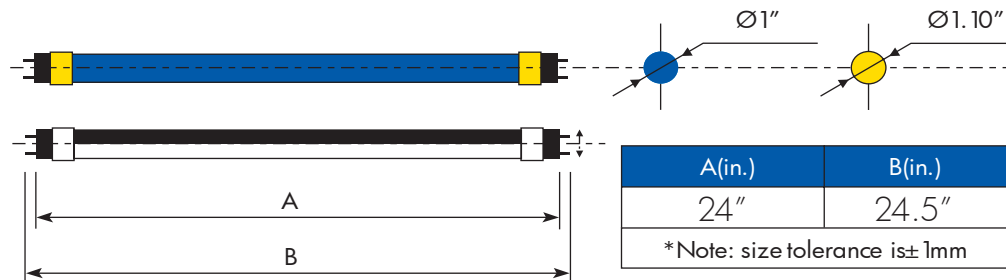
## Features

This revolutionary product adopts the latest technology, replacing traditional bulbs with energy-efficient LEDs. These lights are suitable for broad applications including schools, and office buildings and will reduce energy bills to provide significant energy savings.

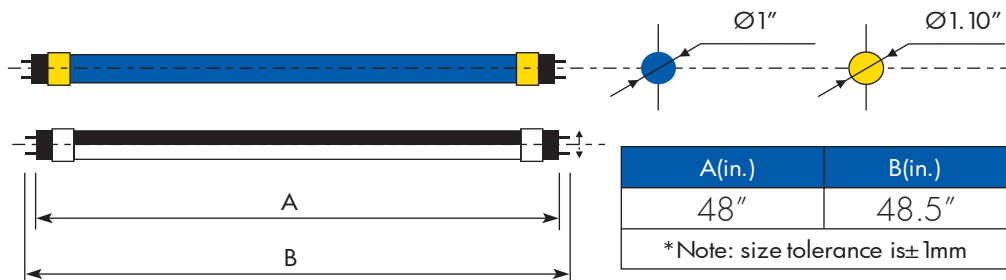


## Dimensional Diagrams (in.)

2T8

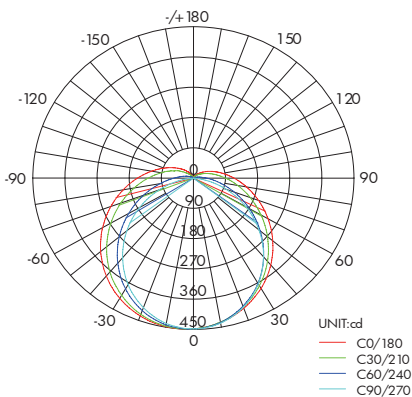


4T8



## Isolux Diagrams

4T8-18



## Model Numbers

BB-2T8-3000-10  
BB-2T8-4000-10  
BB-2T8-5000-10  
BB-2T8-6500-10

BB-4T8-3000-18  
BB-4T8-4000-18  
BB-4T8-5000-18  
BB-4T8-6500-18

BB-4T8H-3000-12  
BB-4T8H-4000-12  
BB-4T8H-5000-12  
BB-4T8H-6500-12