



LED HIGH BAY LIGHT SERIES



Technical Specifications

Size:	See Reverse
Watts:	100W 150W 150W-HV 200W 240W 240W-HV
Lumen:	13500lm 20250lm 27000lm 32400lm
CCT:	4000K 5000K 5700K
Voltage:	AC100-277V/200-480V (50/60Hz)
Dimmable:	Yes
Beam Angle:	90°
CRI:	>80
PF:	≥0.9
IP Rate:	IP65
Materials:	Aluminum, PC
Housing Color:	Black
Lifespan:	50,000 hours



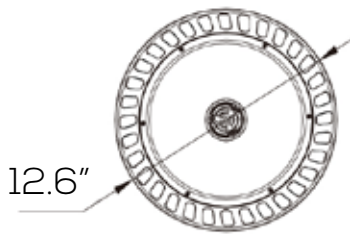

Features

Bulb Basics is proud of its high-quality LED High Bay Light Series. This revolutionary product adopts the latest technology, replacing traditional bulbs with energy efficient LEDs. These are widely used in the lighting of warehouses, factories, gas stations, grocery stores, gymnasiums, exhibition halls and other commercial spaces. These fixtures are suitable for a variety of applications and will provide significant energy savings.

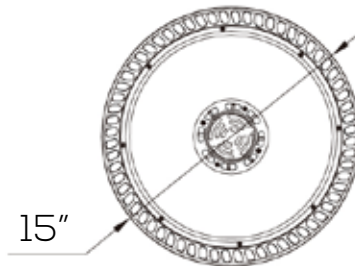


Dimensions & Meridian

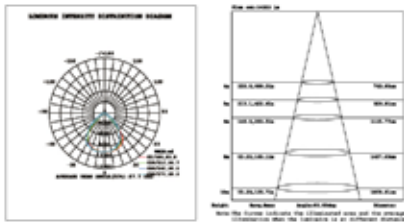
100-150W




200-240W




150W




150W HV



240W



240W HV



Model Numbers

BB-HB05-100WSAT2D1-57K

BB-HB05-150WSAT2D1-57K

BB-HB05-150WSAT2H1-57K

BB-HB05-200WSAT2D2-57K

BB-HB05-240WSAT2D2-57K

BB-HB05-240WSAT2H2-57K