



LED CANOPY LIGHT SERIES

SES-CP-5700-100
SES-CP-5700-130
SES-CP-5700-150



Technical specification

Watts	100W/130W/150W
Luminous Flux	11500lm/14500lm/16500lm (Frosted cover)
CCT	5700K
Voltage	AC100-277V 50/60Hz
Beam Angle	100°
CRI	>80Ra
PF	0.9
IP Rate	IP65



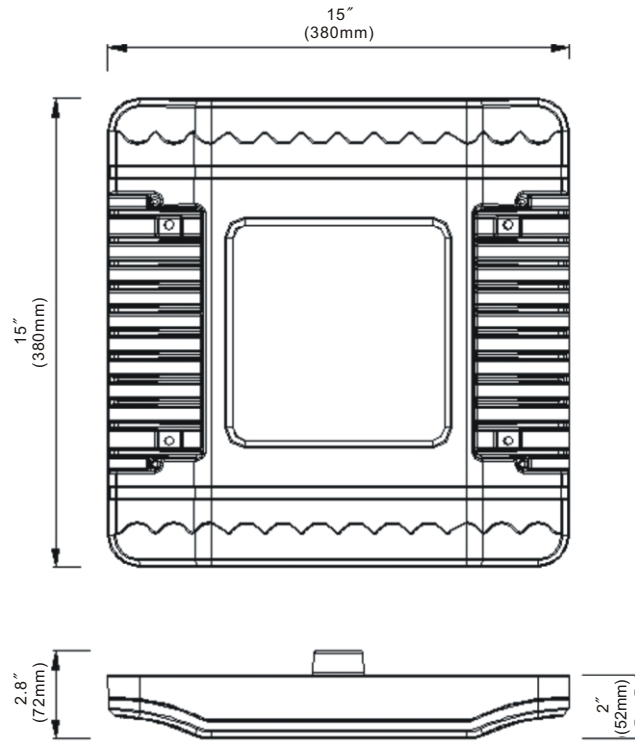


DESIGNLIGHTS
CONSORTIUM

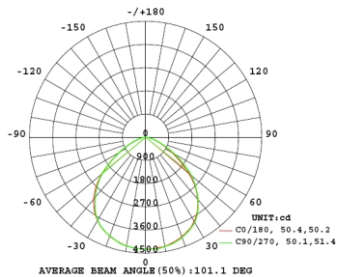


RoHS

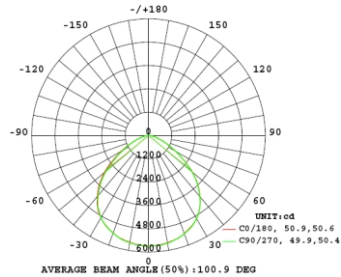
Dimensional Diagrams(mm) / Distribution Curve of Meridian



SES-CP-5700-100



SES-CP-5700-130



SES-CP-5700-150

